






BELOW with "X" voting, **PREFERENTIAL RIDINGS PROPORTIONAL PRP** system's proportional effect on results is shown  
 With preferential voting, 100% of voters could have pointed to an MP/MLA whom their vote helped to elect.

### Comparison of Relatively Recent Federal and Provincial Elections

Political Party	2008 Federal					2008 Alberta Provincial					2014 Ontario Provincial				
	% Votes	FPTP		Proposed PRP		% Votes	FPTP		Proposed PRP		% Votes	FPTP		Proposed PRP	
		Seats	% Seats	Seats	% Seats		Seats	% Seats	Seats	% Seats		Seats	% Seats	Seats	% Seats
		32%	58	42%	43	31%	27%	9	11%	22	27%	48%	41	85%	23
	35%	50	36%	48	35%	52%	71	87%	45	55%	29%	3	6%	15	31%
	18%	15	11%	26	18%	8%	2	2%	5	6%	20%	4	8%	10	21%
	7%	0	0%	9	7%	5%	0	0%	5	6%					
	18%	15	11%	12	9%	7%	0	0%	5	6%					
Total Seats Examined		138		138			82		82			48		48	
Total <i>Effective</i> Voters		51%		93%			54%		94%			50%		93%	